

INCIDENTS | Receiving Patients During an Incident



01 Scan Wristband

- Finds and Opens Patient Channel
- Prompts to Create Patient Channel if not in system

02 Set ED Arrival Time

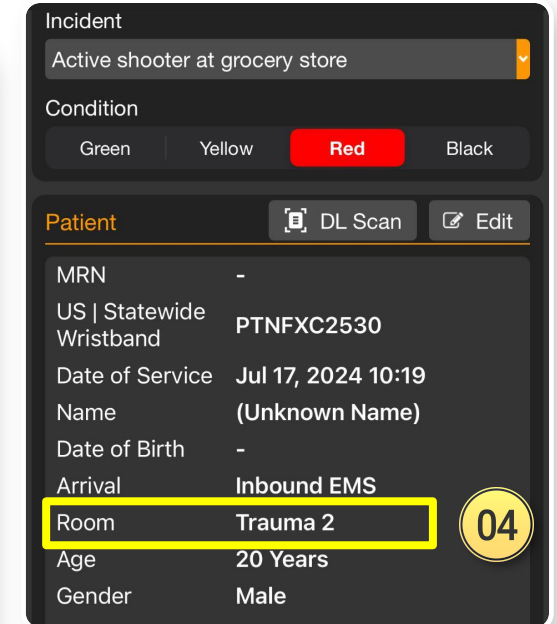
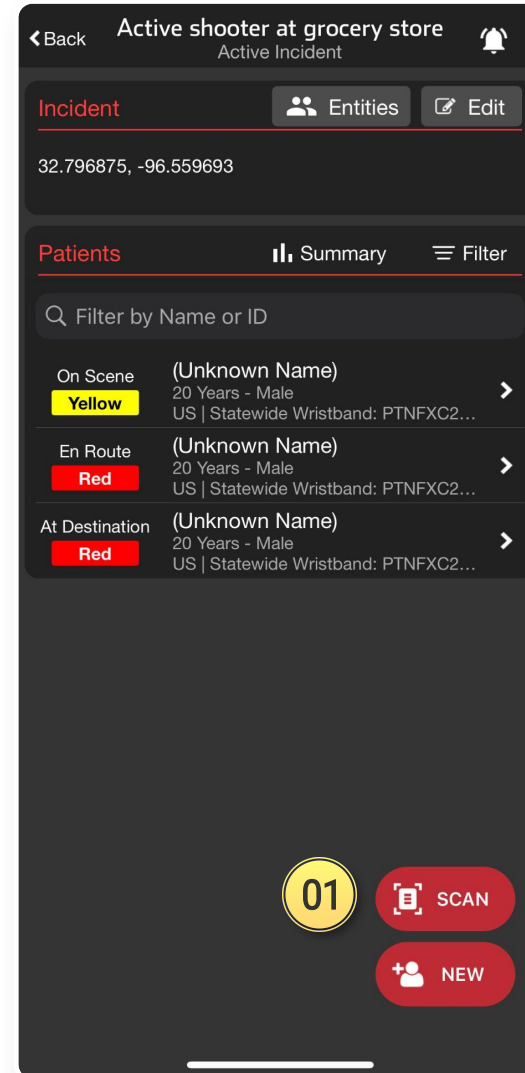
- Scroll to bottom and Set *ED Arrival Time*
- Moves Patient to *At Destination* Status

Options

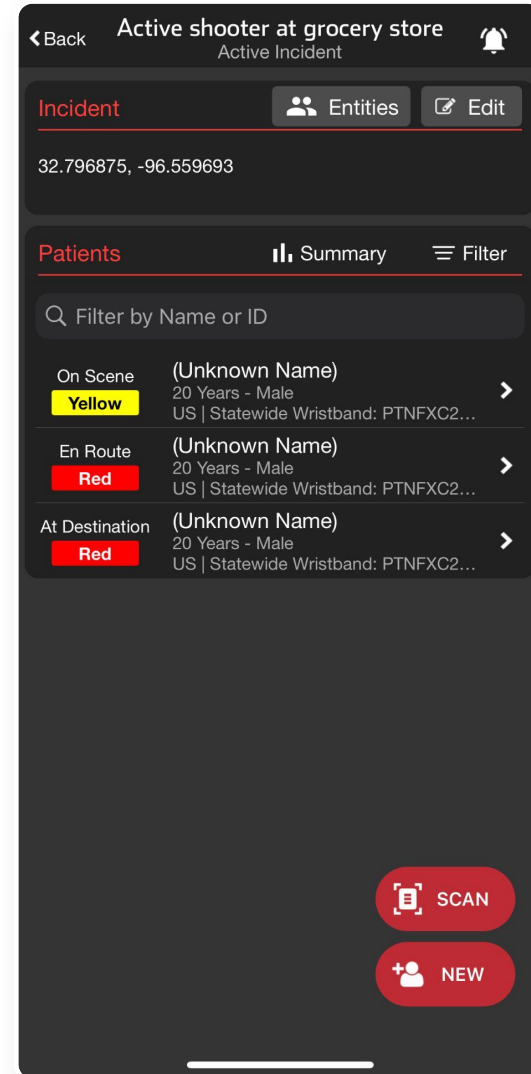
03 Re-Triage and Change Condition

04 Room Assignment

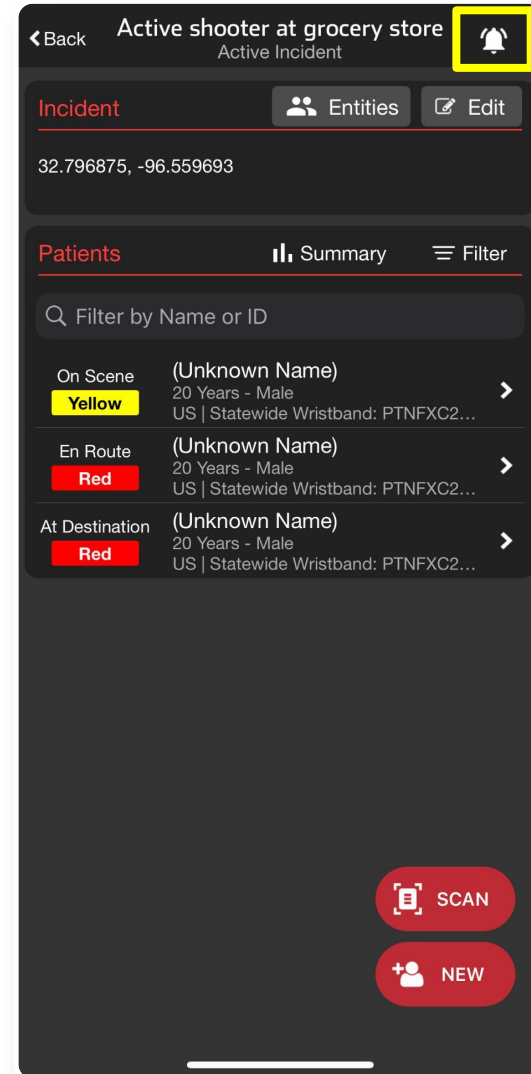
- Visible if already assigned
- Able to *Add / Edit*



INCIDENTS | Receiving Patients During an Incident



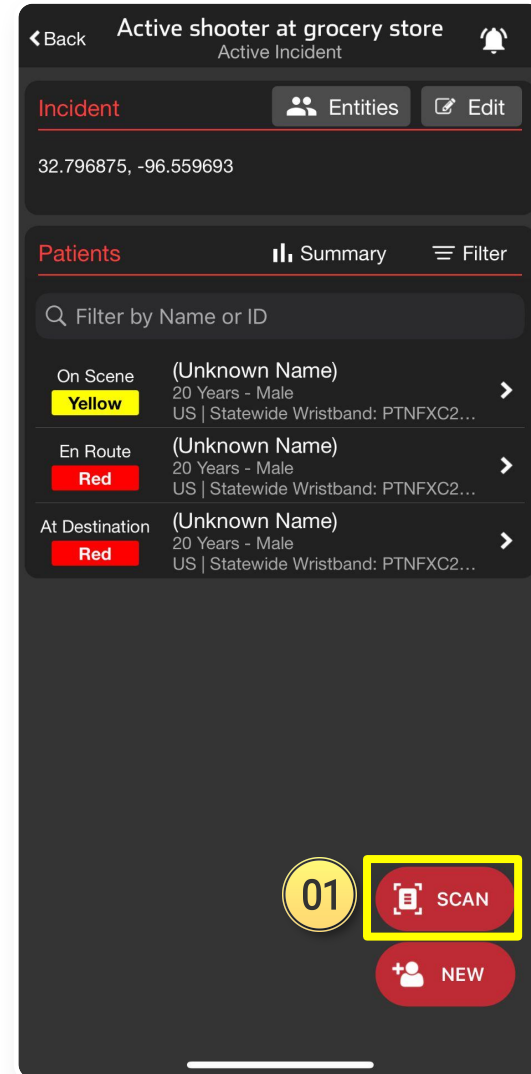
INCIDENTS | Receiving Patients During an Incident



INCIDENTS | Receiving Patients During an Incident



01 Scan Wristband



INCIDENTS | Receiving Patients During an Incident



01 Scan Wristband

- Finds and Opens Patient Channel
- Prompts to Create Patient Channel if not in system

Incident
Active shooter at grocery store

Condition
Green Yellow **Red** Black

Patient DL Scan Edit

MRN -
US | Statewide Wristband PTNFXC2530
Date of Service Jul 17, 2024 10:19
Name (Unknown Name)
Date of Birth -
Arrival Inbound EMS
Room Trauma 2
Age 20 Years
Gender Male

Emergency Department 📞

ED Arrival Time 🕒 Set

ACTIVATE

+

INCIDENTS | Receiving Patients During an Incident



01 Scan Wristband

- Finds and Opens Patient Channel
- Prompts to Create Patient Channel if not in system

02 Set ED Arrival Time

- Scroll to bottom and Set *ED Arrival Time*

Incident
Active shooter at grocery store

Condition
Green Yellow **Red** Black

Patient DL Scan Edit

MRN	-
US Statewide Wristband	PTNFXC2530
Date of Service	Jul 17, 2024 10:19
Name	(Unknown Name)
Date of Birth	-
Arrival	Inbound EMS
Room	Trauma 2
Age	20 Years
Gender	Male

Emergency Department 📞

ED Arrival Time 🕒 Set

ACTIVATE

+

02

INCIDENTS | Receiving Patients During an Incident



01 Scan Wristband

- Finds and Opens Patient Channel
- Prompts to Create Patient Channel if not in system

02 Set ED Arrival Time

- Scroll to bottom and Set *ED Arrival Time*
- Moves Patient to *At Destination* Status

Incident
Active shooter at grocery store

Condition
Green Yellow **Red** Black

Patient DL Scan Edit

MRN -
US | Statewide Wristband PTNFXC2530
Date of Service Jul 17, 2024 10:19
Name (Unknown Name)
Date of Birth -
Arrival Inbound EMS
Room Trauma 2
Age 20 Years
Gender Male

Summary

	On Scene	En Route	At Destination	Total
None	0	0	0	0
Green	0	0	0	0
Yellow	1	0	0	1
Red	0	1	1	2
Black	0	0	0	0
Total	1	1	1	3

Emergency Department 📞

ED Arrival Time 🕒 Set

ACTIVATE

+

02

INCIDENTS | Receiving Patients During an Incident



01 Scan Wristband

- Finds and Opens Patient Channel
- Prompts to Create Patient Channel if not in system

02 Set ED Arrival Time

- Scroll to bottom and Set *ED Arrival Time*
- Moves Patient to *At Destination* Status

Options

03 Re-Triage and Change Condition

The screenshot displays the Pulsara mobile application interface for managing an incident. It is divided into three main sections, each marked with a yellow circle containing a number (01, 02, 03).

- Section 01 (Incident):** Shows the incident title "Active shooter at grocery store" and a "Condition" selection menu with options for Green, Yellow, Red (selected), and Black.
- Section 02 (Patient):** Displays patient details including MRN (-), US | Statewide Wristband (PTNFXC2530), Date of Service (Jul 17, 2024 10:19), Name ((Unknown Name)), Date of Birth (-), Arrival (Inbound EMS), Room (Trauma 2), Age (20 Years), and Gender (Male). There are "DL Scan" and "Edit" buttons.
- Section 03 (Emergency Department):** Shows the "Emergency Department" header, a "Set" button for "ED Arrival Time", and a large orange "ACTIVATE" button at the bottom.

INCIDENTS | Receiving Patients During an Incident



- 01 Scan Wristband**
 - Finds and Opens Patient Channel
 - Prompts to Create Patient Channel if not in system
- 02 Set ED Arrival Time**
 - Scroll to bottom and Set *ED Arrival Time*
 - Moves Patient to *At Destination* Status

Options

- 03 Re-Triage and Change Condition**
- 04 Room Assignment**
 - Visible if already assigned
 - Able to *Add / Edit*

The screenshot displays the Pulsara mobile application interface for managing an incident. The top section shows the incident title 'Active shooter at grocery store' and the condition set to 'Red'. Below this, the patient information is displayed, including MRN, US | Statewide Wristband (PTNFXC2530), Date of Service (Jul 17, 2024 10:19), Name (Unknown Name), Date of Birth, Arrival (Inbound EMS), Room (Trauma 2), Age (20 Years), and Gender (Male). The 'Room' field is highlighted with a yellow box, and a yellow circle with the number '04' is positioned next to it. The bottom section shows the 'Emergency Department' settings, including the 'ED Arrival Time' field with a 'Set' button and a large orange 'ACTIVATE' button.

Incident			
Active shooter at grocery store			
Condition			
Green	Yellow	Red	Black
Patient			
MRN	-		
US Statewide Wristband	PTNFXC2530		
Date of Service	Jul 17, 2024 10:19		
Name	(Unknown Name)		
Date of Birth	-		
Arrival	Inbound EMS		
Room	Trauma 2		
Age	20 Years		
Gender	Male		

Emergency Department

ED Arrival Time

ACTIVATE