

EMS | Create Patient - Prehospital Notification



01 Scan Wristband - Create Patient

- Tap **NEW** if not using Patient Movement wristband

02 Scan Driver's License - Demographics

- Enter demographics manually if not available
- Rapid: **Unknown** name, estimated **Age**, **Gender**

03 Photos

- **Images**: Patient, scene, paperwork...
- **ECG**: Photo or attach from monitor

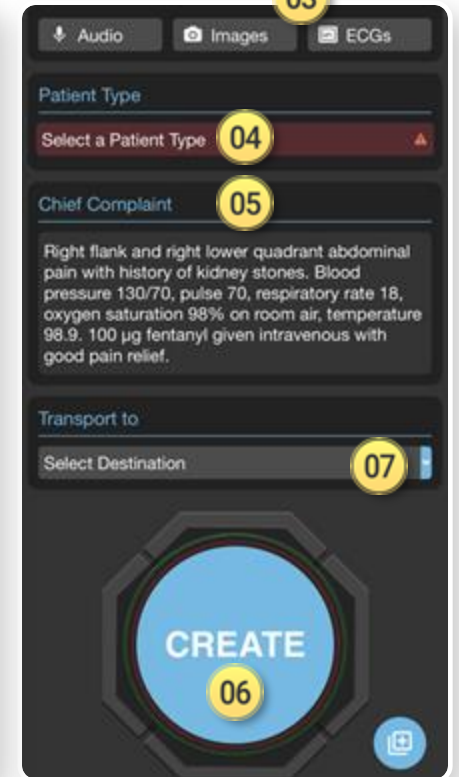
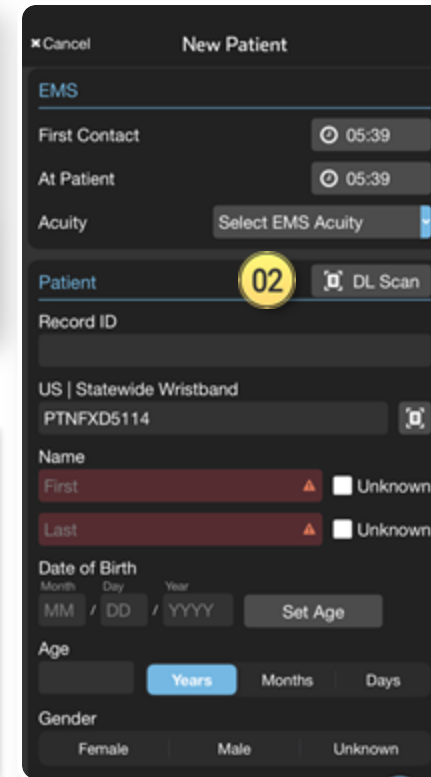
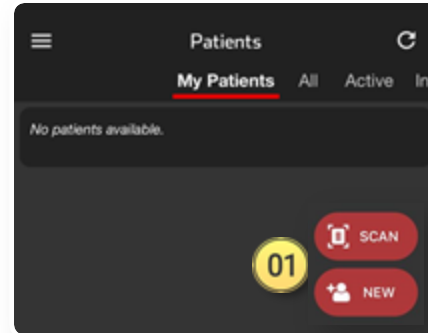
04 Patient Type

- Select General
- Upgrade as needed anytime

05 Voice to Text additional details

- Dictate your normal prehospital report
- "Eat the mic" - Hold microphone close to mouth

Note: All patient information can be added at any time, before or after patient creation.



Include:
Chief Complaint and HPI
Key Findings
Vitals
Interventions

Create Patient | Alert Hospital

06 **Create**: Tap Create to create channel now but alert hospital later

07 **Alert Hospital Now**: Tap **Select Destination** then **Alert**

- **Create** button is replaced with **Alert** after destination is set

EMS | Create Patient - Prehospital Notification



1. Scan the Wristband to Create Patient

2. Scan Driver's License for Demographics

3. Take Photos

- *Images*
- *ECG*

4. Voice to Text Additional Details

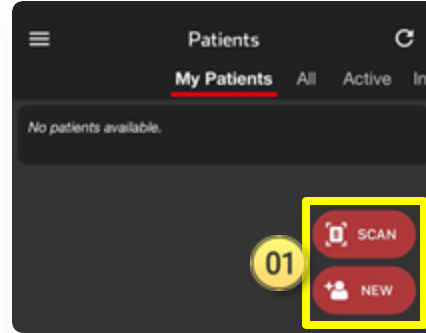
- *Chief Complaint and HPI*
- *Key Findings*
- *Vitals*
- *Interventions*

EMS | Create Patient - Prehospital Notification



01 **Scan** Wristband - Create Patient

- Tap **NEW** if not using Patient Movement wristband



EMS | Create Patient - Prehospital Notification

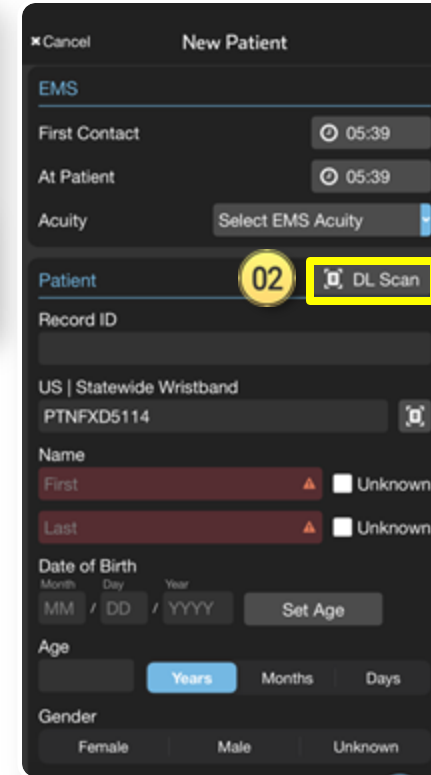
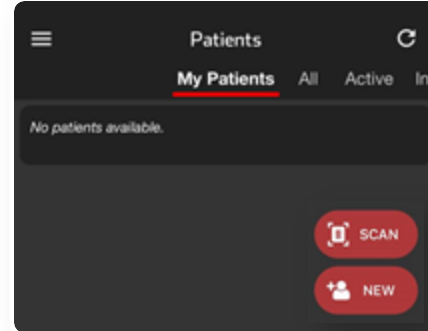


01 Scan Wristband - Create Patient

- Tap **NEW** if not using Patient Movement wristband

02 Scan Driver's License - Demographics

- Enter demographics manually if not available
- Rapid: **Unknown** name, estimated **Age**, **Gender**



EMS | Create Patient - Prehospital Notification

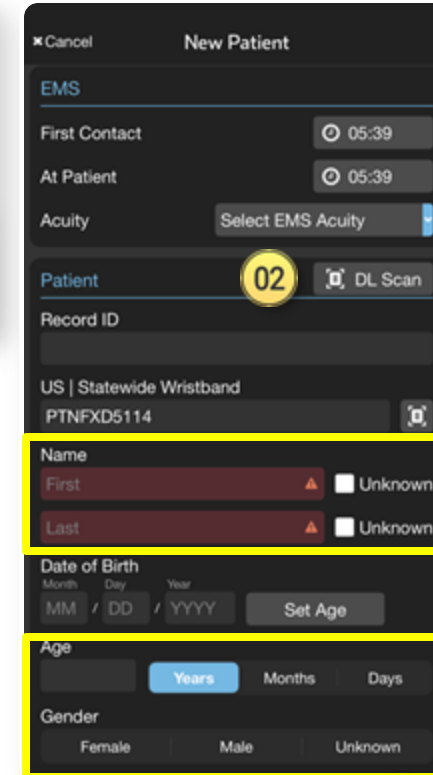
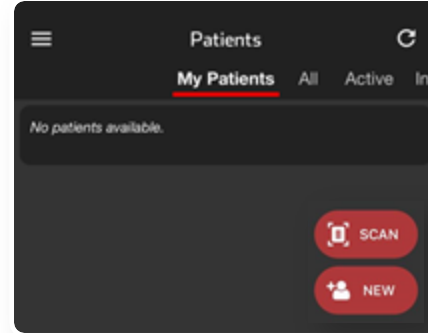


01 Scan Wristband - Create Patient

- Tap **NEW** if not using Patient Movement wristband

02 Scan Driver's License - Demographics

- Enter demographics manually if not available
- Rapid: **Unknown** name, estimated **Age**, **Gender**



EMS | Create Patient - Prehospital Notification



01 Scan Wristband - Create Patient

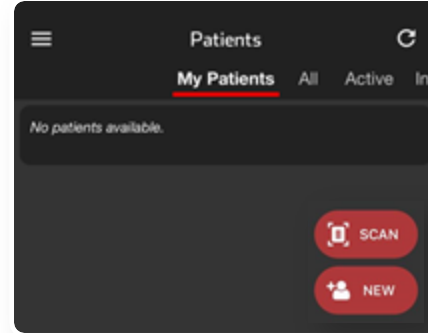
- Tap **NEW** if not using Patient Movement wristband

02 Scan Driver's License - Demographics

- Enter demographics manually if not available
- Rapid: **Unknown** name, estimated **Age**, **Gender**

03 Photos

- **Images**: Patient, scene, paperwork...



EMS | Create Patient - Prehospital Notification



01 Scan Wristband - Create Patient

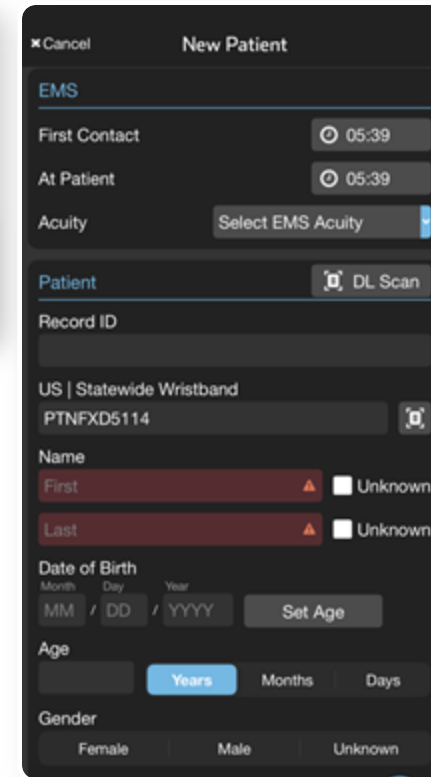
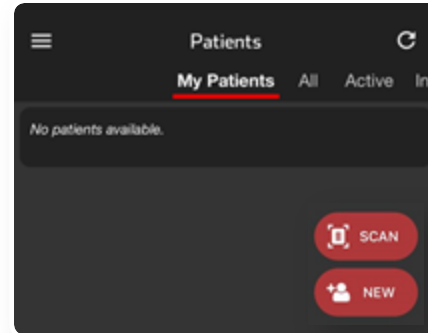
- Tap **NEW** if not using Patient Movement wristband

02 Scan Driver's License - Demographics

- Enter demographics manually if not available
- Rapid: **Unknown** name, estimated **Age**, **Gender**

03 Photos

- **Images**: Patient, scene, paperwork...
- **ECG**: Photo or attach from monitor



EMS | Create Patient - Prehospital Notification



01 Scan Wristband - Create Patient

- Tap **NEW** if not using Patient Movement wristband

02 Scan Driver's License - Demographics

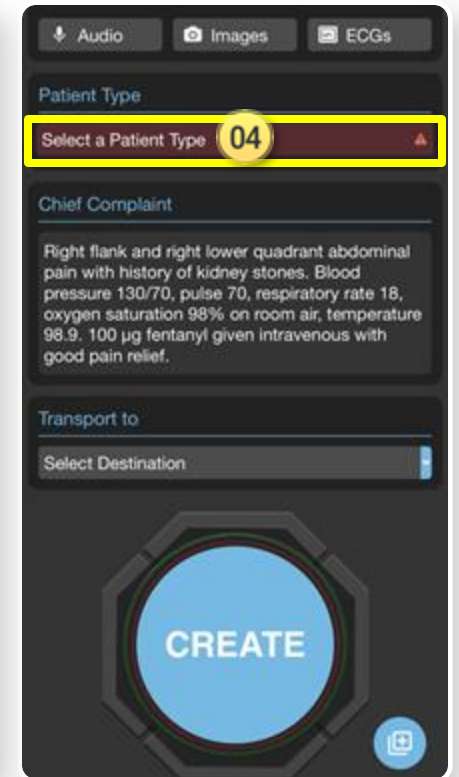
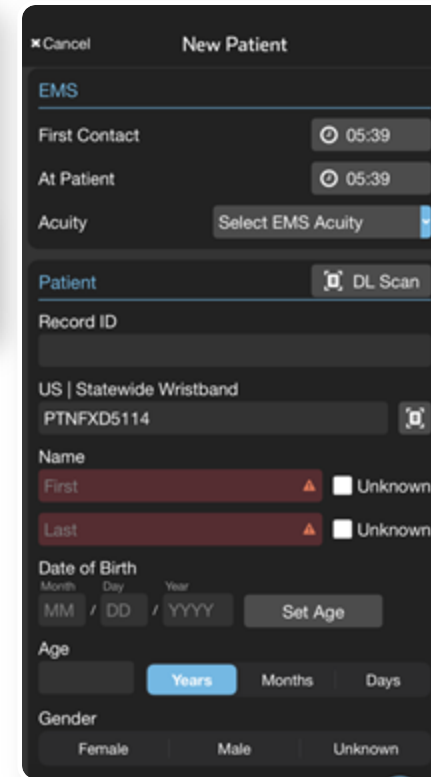
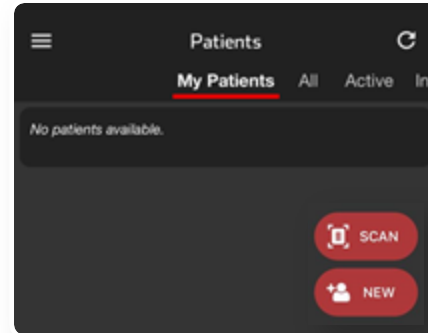
- Enter demographics manually if not available
- Rapid: **Unknown** name, estimated **Age**, **Gender**

03 Photos

- **Images**: Patient, scene, paperwork...
- **ECG**: Photo or attach from monitor

04 Patient Type

- Select General
- Upgrade as needed anytime



EMS | Create Patient - Prehospital Notification



01 Scan Wristband - Create Patient

- Tap **NEW** if not using Patient Movement wristband

02 Scan Driver's License - Demographics

- Enter demographics manually if not available
- Rapid: **Unknown** name, estimated **Age**, **Gender**

03 Photos

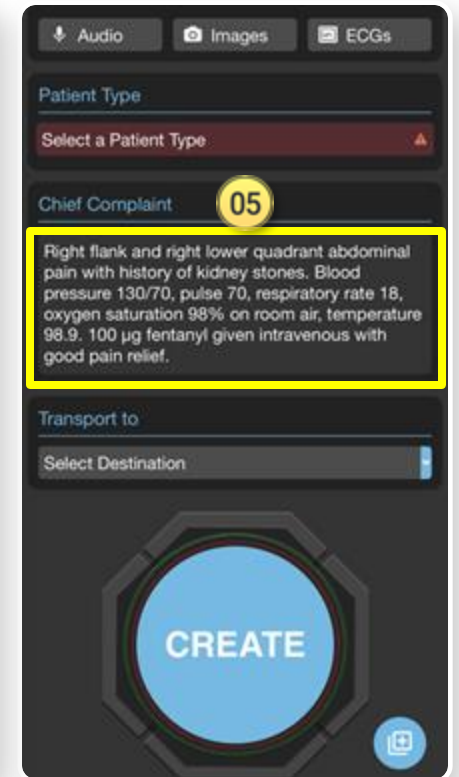
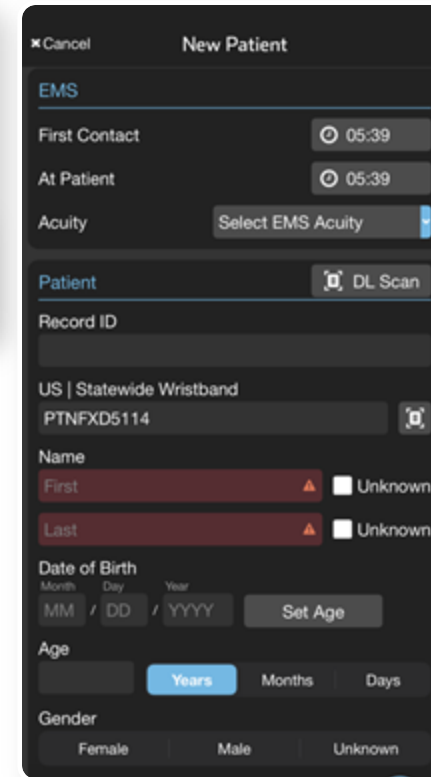
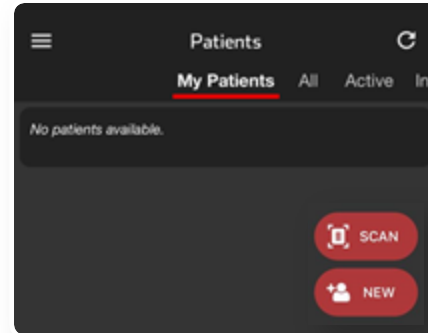
- **Images**: Patient, scene, paperwork...
- **ECG**: Photo or attach from monitor

04 Patient Type

- Select General
- Upgrade as needed anytime

05 Voice to Text additional details

- Dictate your normal prehospital report



EMS | Create Patient - Prehospital Notification



01 Scan Wristband - Create Patient

- Tap **NEW** if not using Patient Movement wristband

02 Scan Driver's License - Demographics

- Enter demographics manually if not available
- Rapid: **Unknown** name, estimated **Age**, **Gender**

03 Photos

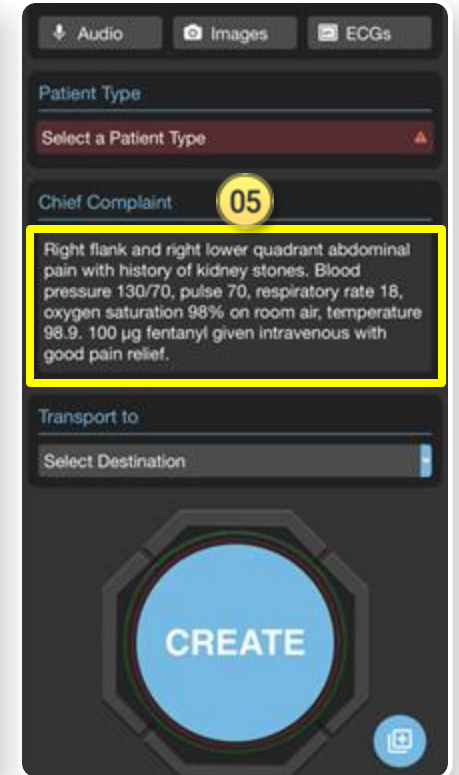
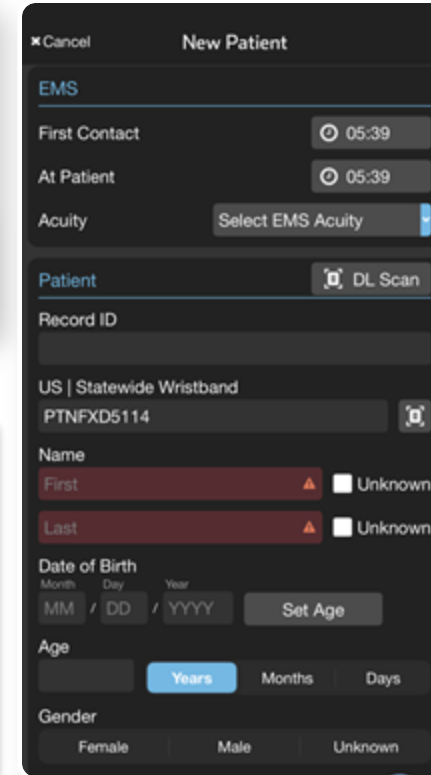
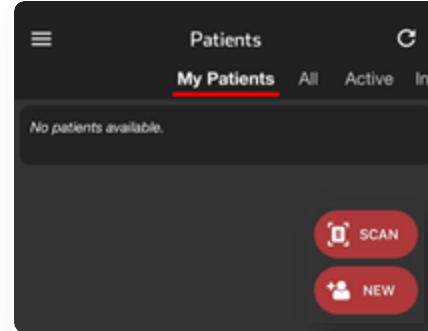
- **Images**: Patient, scene, paperwork...
- **ECG**: Photo or attach from monitor

04 Patient Type

- Select General
- Upgrade as needed anytime

05 Voice to Text additional details

- Dictate your normal prehospital report
- "Eat the mic" - Hold microphone close to mouth



Include:
Chief Complaint and HPI
Key Findings
Vitals
Interventions

EMS | Create Patient - Prehospital Notification



01 Scan Wristband - Create Patient

- Tap **NEW** if not using Patient Movement wristband

02 Scan Driver's License - Demographics

- Enter demographics manually if not available
- Rapid: **Unknown** name, estimated **Age**, **Gender**

03 Photos

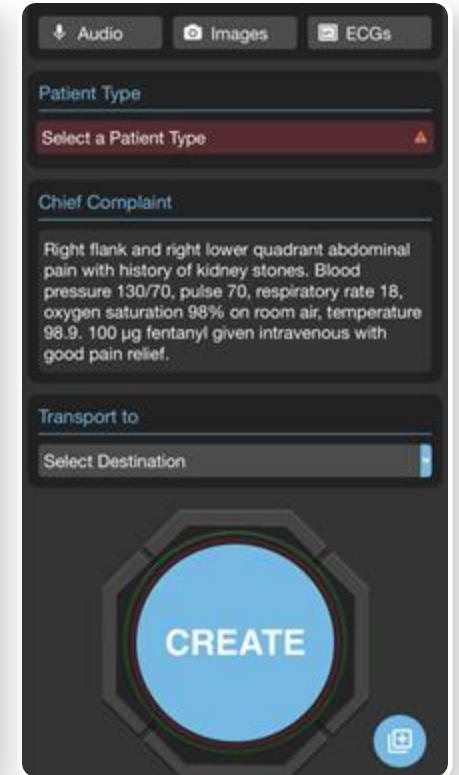
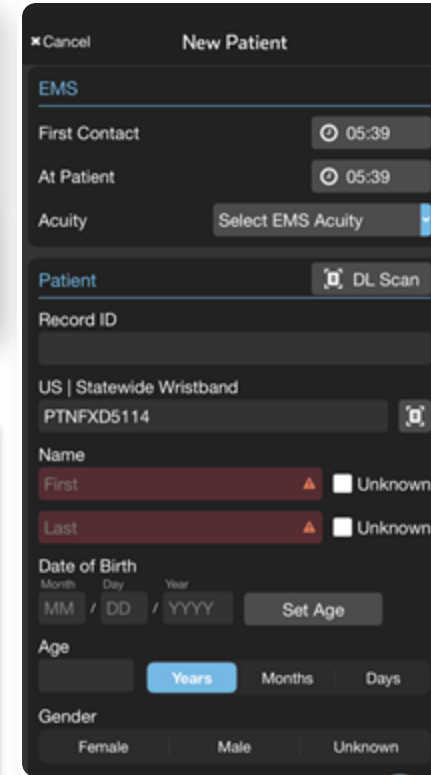
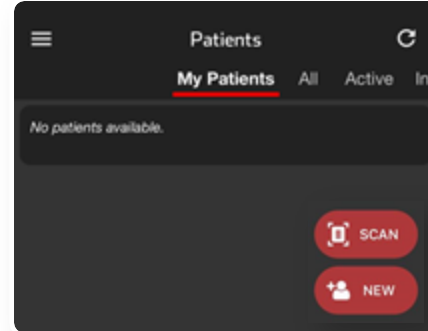
- **Images**: Patient, scene, paperwork...
- **ECG**: Photo or attach from monitor

04 Patient Type

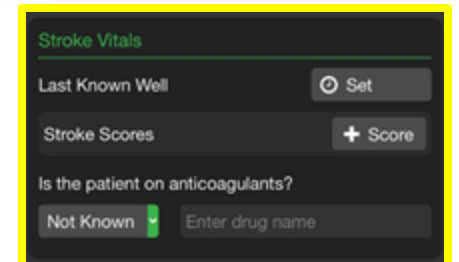
- Select General
- Upgrade as needed anytime

05 Voice to Text additional details

- Dictate your normal prehospital report



Include:
Chief Complaint and HPI
Key Findings
Vitals
Interventions



EMS | Create Patient - Prehospital Notification



01 Scan Wristband - Create Patient

- Tap **NEW** if not using Patient Movement wristband

02 Scan Driver's License - Demographics

- Enter demographics manually if not available
- Rapid: **Unknown** name, estimated **Age**, **Gender**

03 Photos

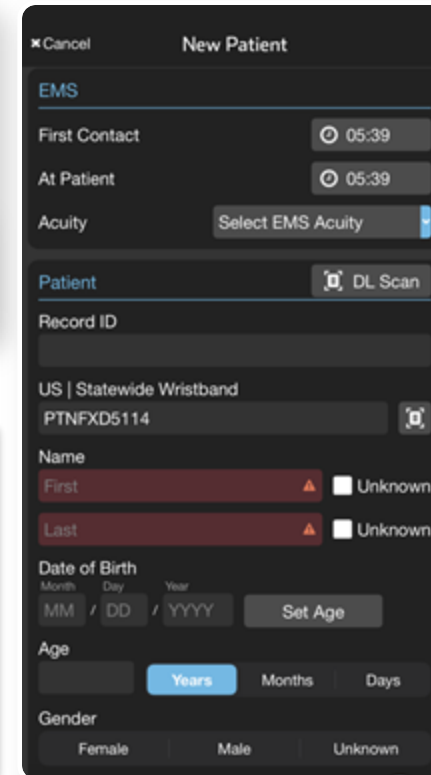
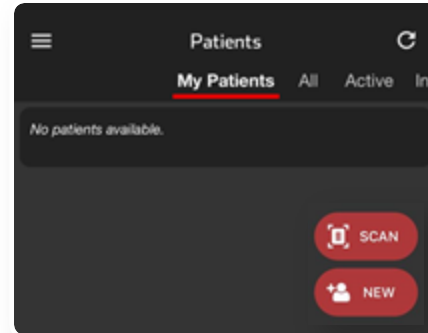
- **Images**: Patient, scene, paperwork...
- **ECG**: Photo or attach from monitor

04 Patient Type

- Select General
- Upgrade as needed anytime

05 Voice to Text additional details

- Dictate your normal prehospital report
- "Eat the mic" - Hold microphone close to mouth



Include:
Chief Complaint and HPI
Key Findings
Vitals
Interventions

EMS | Create Patient - Prehospital Notification



01 **Scan** Wristband - Create Patient

- Tap **NEW** if not using Patient Movement wristband

02 **Scan** Driver's License - Demographics

- Enter demographics manually if not available
- Rapid: **Unknown** name, estimated **Age**, **Gender**

03 **Photos**

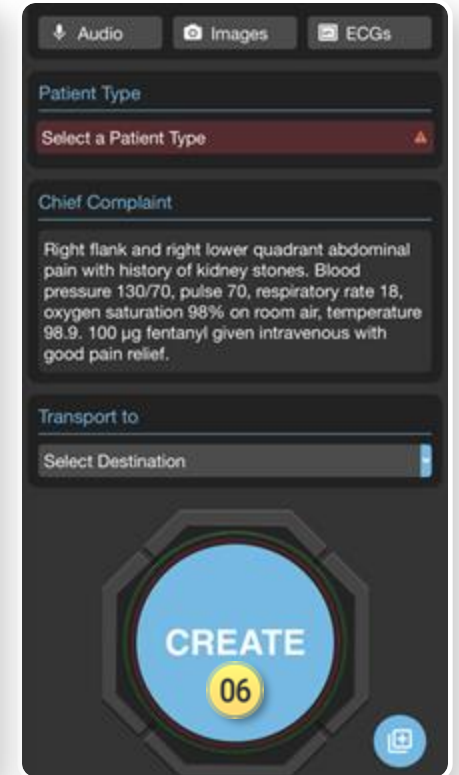
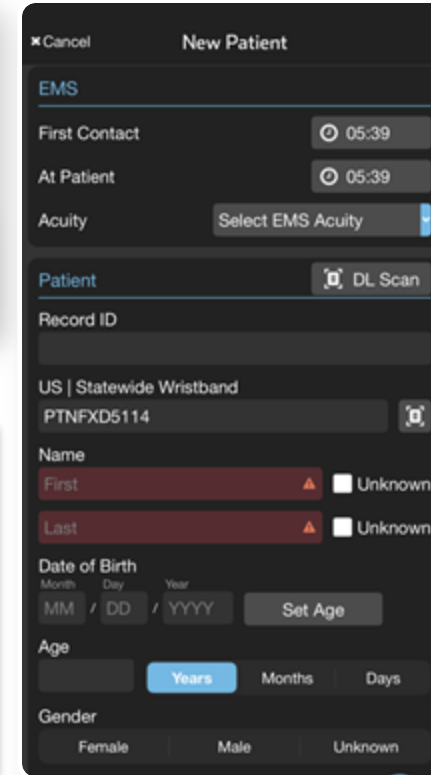
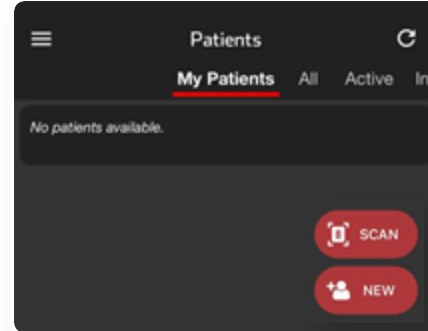
- **Images**: Patient, scene, paperwork...
- **ECG**: Photo or attach from monitor

04 **Patient Type**

- Select General
- Upgrade as needed anytime

05 **Voice to Text** additional details

- Dictate your normal prehospital report
- "Eat the mic" - Hold microphone close to mouth



Include:
Chief Complaint and HPI
Key Findings
Vitals
Interventions

Create Patient | Alert Hospital

- 06 **Create**: Tap Create to create channel now but alert hospital later

EMS | Create Patient - Prehospital Notification



01 **Scan** Wristband - Create Patient

- Tap **NEW** if not using Patient Movement wristband

02 **Scan** Driver's License - Demographics

- Enter demographics manually if not available
- Rapid: **Unknown** name, estimated **Age**, **Gender**

03 **Photos**

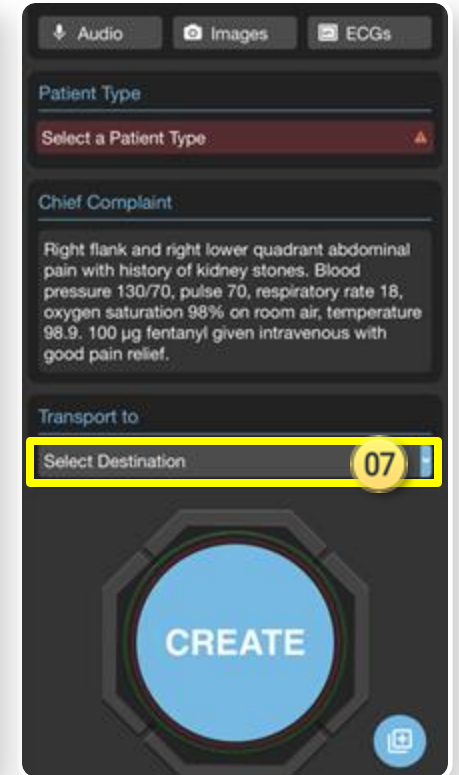
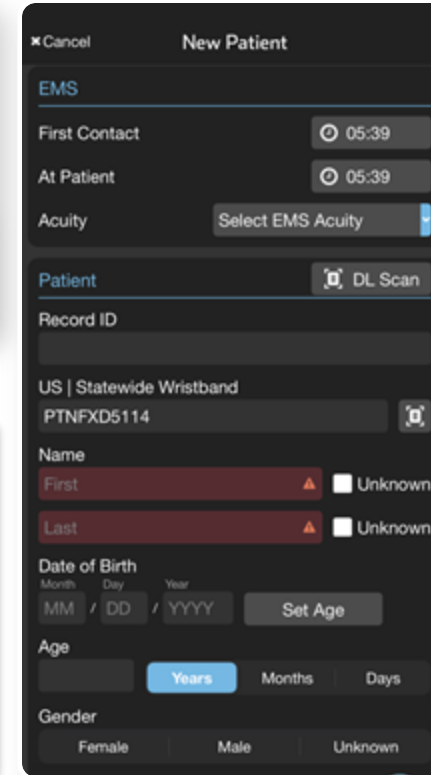
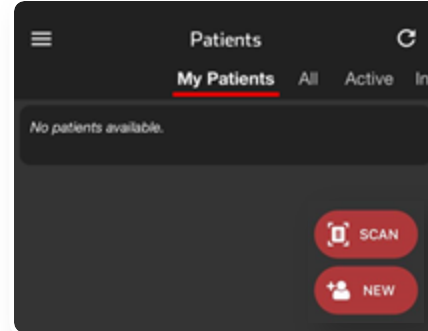
- **Images**: Patient, scene, paperwork...
- **ECG**: Photo or attach from monitor

04 **Patient Type**

- Select General
- Upgrade as needed anytime

05 **Voice to Text** additional details

- Dictate your normal prehospital report
- "Eat the mic" - Hold microphone close to mouth



Include:
Chief Complaint and HPI
Key Findings
Vitals
Interventions

Create Patient | Alert Hospital

06 **Create**: Tap Create to create channel now but alert hospital later

07 **Alert Hospital Now**: Tap **Select Destination** then **Alert**

- **Create** button is replaced with **Alert** after destination is set

EMS | Create Patient - Prehospital Notification



01 **Scan** Wristband - Create Patient

- Tap **NEW** if not using Patient Movement wristband

02 **Scan** Driver's License - Demographics

- Enter demographics manually if not available
- Rapid: **Unknown** name, estimated **Age**, **Gender**

03 **Photos**

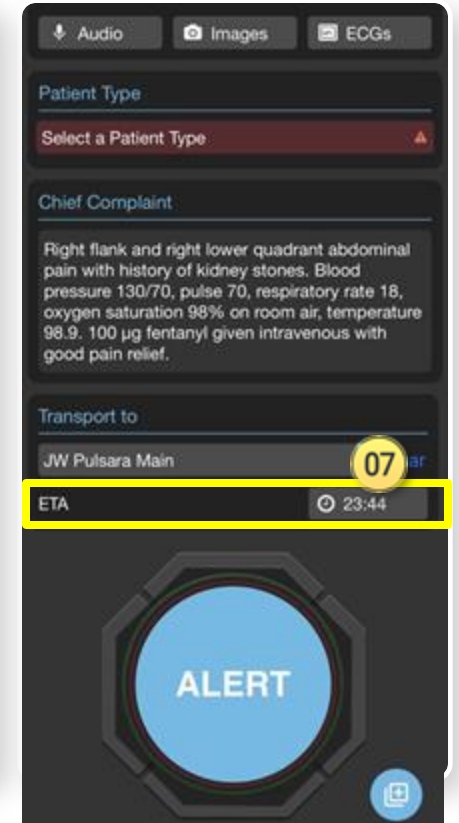
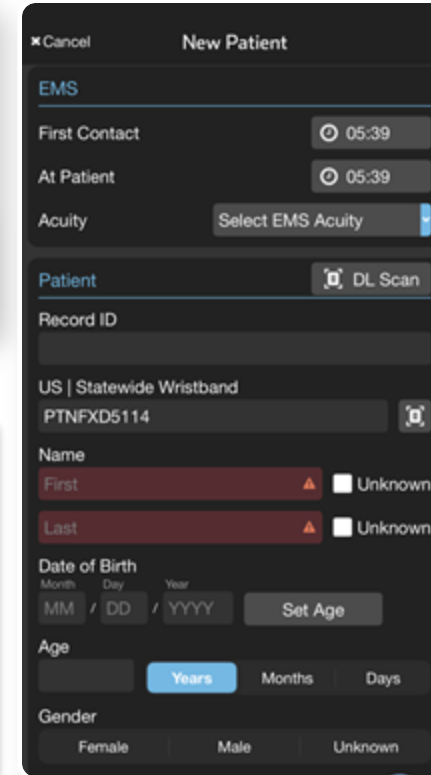
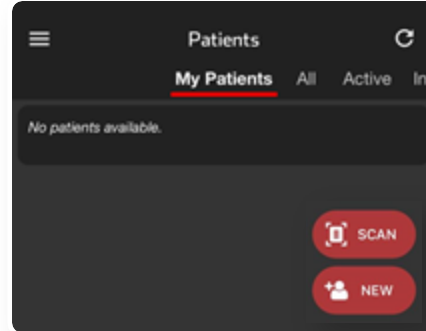
- **Images**: Patient, scene, paperwork...
- **ECG**: Photo or attach from monitor

04 **Patient Type**

- Select General
- Upgrade as needed anytime

05 **Voice to Text** additional details

- Dictate your normal prehospital report
- "Eat the mic" - Hold microphone close to mouth



Include:
Chief Complaint and HPI
Key Findings
Vitals
Interventions

Create Patient | Alert Hospital

06 **Create**: Tap Create to create channel now but alert hospital later

07 **Alert Hospital Now**: Tap **Select Destination** then **Alert**

- **Create** button is replaced with **Alert** after destination is set

EMS | Create Patient - Prehospital Notification



01 **Scan** Wristband - Create Patient

- Tap **NEW** if not using Patient Movement wristband

02 **Scan** Driver's License - Demographics

- Enter demographics manually if not available
- Rapid: **Unknown** name, estimated **Age**, **Gender**

03 **Photos**

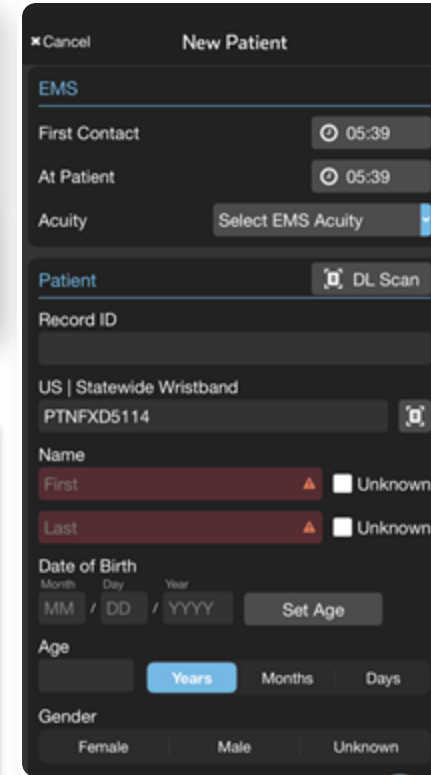
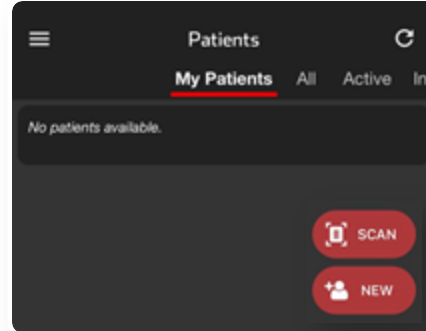
- **Images**: Patient, scene, paperwork...
- **ECG**: Photo or attach from monitor

04 **Patient Type**

- Select General
- Upgrade as needed anytime

05 **Voice to Text** additional details

- Dictate your normal prehospital report
- "Eat the mic" - Hold microphone close to mouth



Include:
Chief Complaint and HPI
Key Findings
Vitals
Interventions

Create Patient | Alert Hospital

06 **Create**: Tap Create to create channel now but alert hospital later

07 **Alert Hospital Now**: Tap **Select Destination** then **Alert**

- **Create** button is replaced with **Alert** after destination is set